

Boston Scientific

Advancing science for life™



VERCISE™ REMOTE CONTROL

QUICK START GUIDE

1. INSERT BATTERIES

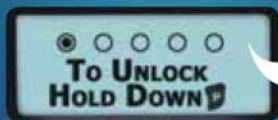


Insert 3
AAA batteries.



2. UNLOCKING YOUR REMOTE CONTROL

Press and hold **P** until the screen changes to "Release P to Unlock."




3. COMMUNICATING WITH THE STIMULATOR

For best communication, your Remote Control should be positioned as shown in the pictures below.



Side view




Top view

4. TURNING STIMULATION ON AND OFF

The Remote Control uses a dedicated stimulation on/off button.

To turn stimulation on or off:

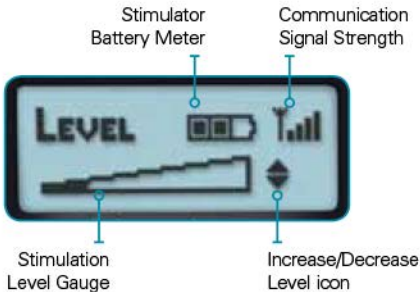


Press the  button at any time — even while the Remote Control is in sleep mode.

The Remote Control will briefly display a message notifying you of the on or off status.

5. UNDERSTANDING THE LEVEL SCREEN

The Level screen is displayed whenever the Remote Control is unlocked, or when stimulation is turned on. The Level screen displays the Stimulation Level Gauge, the Stimulator Battery Meter, the Communication Signal Strength between the Stimulator and the Remote Control, and the Increase and Decrease Stimulation Level icon.



6. SEE HOW IT'S DONE

Visit the following link to view a video on how to charge your Vercise Remote Control:
<https://youtu.be/h44qRYj6NnE>

The Remote Control quick start guide is not intended as a substitute for the provided Vercise™ Deep Brain Stimulation (DBS) System Patient Manual. The contents of the handbook must be fully understood before using your Vercise Remote Control.

Indications for Use: The Vercise™ Deep Brain Stimulation (DBS) System is indicated for use in bilateral stimulation of the subthalamic nucleus (STN) as an adjunctive therapy in reducing some of the symptoms of moderate to advanced levodopa-responsive Parkinson's disease (PD) that are not adequately controlled with medication.

Contraindications: The Vercise DBS System is not recommended for patients who will be exposed to the following procedures: Diathermy as either a treatment for a medical condition or as part of a surgical procedure, Electroconvulsive Therapy (ECT) and Transcranial Magnetic Stimulation (TMS). The safety of these therapies in patients implanted with the Vercise DBS System has not been established. Patients implanted with the Vercise DBS System should not have Magnetic Resonance Imaging (MRI). The Vercise DBS System is not recommended for patients who are unable to operate the system or are poor surgical candidates or who experience unsuccessful test stimulation.

Warnings: Unauthorized modification to the medical devices is prohibited. You should not be exposed to high stimulation levels. High level of stimulation may damage brain tissue. Patients implanted with the Vercise DBS System may be at risk for intracranial hemorrhages (bleeding in the brain) during DBS lead placement. Strong electromagnetic fields, such as power generators, security screeners or theft detections systems, can potentially turn the stimulator off, or cause unpredictable changes in stimulation. The system should not be charged while sleeping. If you notice changes in mood or behavior or have thoughts of suicide contact your physician immediately. Chemical burns may result if the Vercise Stimulator housing is ruptured or pierced. The Deep Brain Stimulation System may interfere with the operation of implanted stimulation devices, such as cardiac pacemakers, implanted cardioverter defibrillators, or medication delivery pumps. Patients should operate motorized vehicles or potentially dangerous machinery with caution. It is unknown if the device may hurt an unborn baby. Your doctor may be able to provide additional information on the Boston Scientific Vercise DBS System. For complete indications for use, contraindications, warnings, precautions, and side effects, call 833-DBS-INFO or 833-327-4636.

CAUTION: U.S. Federal law restricts this device to sale by or on the order of a physician.

All trademarks are the property of their respective owners.

Boston Scientific

Advancing science for life™

25155 Rye Canyon Loop
Valencia, CA 91355 USA

Copyright ©2017 by
Boston Scientific Corporation
or its affiliates. All rights reserved.

www.bostonscientific.com

Printed in the United States.

NM-511503-AA_DEC2017